

3-Year Limited Tank/1-Year Limited Parts Warranty\*

## Features

### 80% thermal efficiency means lower operating costs

#### Fan Assisted Combustion

- The blower is built into the low NOx burner assembly. Complies with California SCAQMD Rule 1146.2 and other air quality management districts with similar NOx emission requirements of 14 ng/J or 20 ppm.

#### Air-Flapper

- A stainless steel air flapper is used inside the premix system to replace externally mounted flue damper to minimize the standby heat loss and to minimize the overall heater height

#### Metal Venting

- Rated Category I Appliance. Uses standard double wall type "B" vent
- Can be commonly vented with other Category I appliances
- Vent connects directly to the vent connector outlet
- An excellent choice for retrofit and upgrade installations

#### Water Connections

- For ease of installation, all BCL3's feature water connections on the top, front, and rear
- Self Cleaning inlet water connection eliminates harmful scale buildup, extending the life of the product
- The front inlet connection must be used for the Self Cleaning benefits

#### Glasslined Tank

- Our proprietary slush coating is applied after the complete tank has been assembled to give a seamless barrier against hot water corrosion

#### Installed Cost Savings

- When multiple BCL3 units are exclusively used in a vent manifold, use the National Fuel Gas Code Table 13 Fan Sizing charts to determine vent diameter and specifications. The BCL3 uses a smaller vent diameter than a natural draft water heater which saves on installation cost.

#### Fully Automatic Digital Control with Safety Shutoff

- Accurate, dependable control system
- Manual reset gas shutoff device for added safety
- Maximum inlet gas pressure is 14" natural gas

#### Foam Insulation

- Saves fuel, helps reduce standby heat loss

#### Jacket

- Heavy gauge steel finished with a baked enamel finish over a bonderized undercoat

#### Easy Cleaning

- Handhole cleanout allows access for easy cleaning

#### Fully Tested for Safety and Performance

- Design certified by the Underwriters Laboratory for 180°F hot water service
- Meets rigid requirements of the National Sanitation Foundation when equipped with optional leg kit
- Certified for use on combustible flooring

#### Intermittent Ignition Device

- Eliminates standing pilot
- Provides flame failure response in less than one second
- Spark ignitor and power ON/OFF switch

#### Easy To Install

- Completely factory-assembled
- Only gas, water, vent and electric connections need to be made
- Provided with drain valve

#### Anodes

- Long-life, stainless steel core anode rods

#### Plug Kits

- Pipe nipples and caps are included to plug unused water connections

#### Approval Ratings and Certification

- All models meet ANSI Z21.10.3 - CSA 4.3 standards and the thermal efficiency and standby loss requirements of the U. S. Department of Energy and current edition of ASHRAE/IESNA 90.1

## Other Features

- Integral automatic gas shutoff system prevents excessive water temperature
- CSA Certified and ASME Rated T&P Relief valve are factory-installed
- Maximum working pressure is 160 psi standard
- Adjustable thermostat with a 120-180°F range

#### NSF Leg Kit

- Meets NSF Standard 5 with optional leg kit - Part # 9008883005
- Leg kit increases height by 4"

BCL3-80T120-6NOX THRU  
BCL3-86T390-6NOX

SERIES 200



on select models

GAS-FIRED



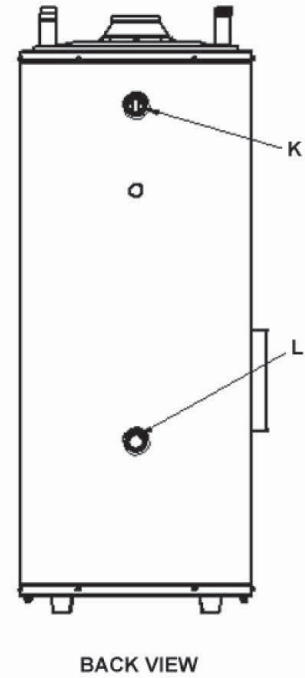
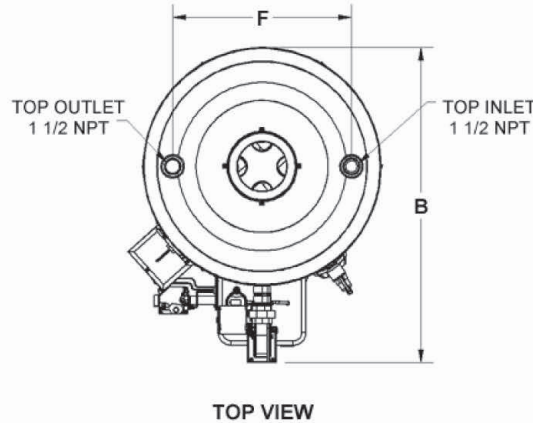
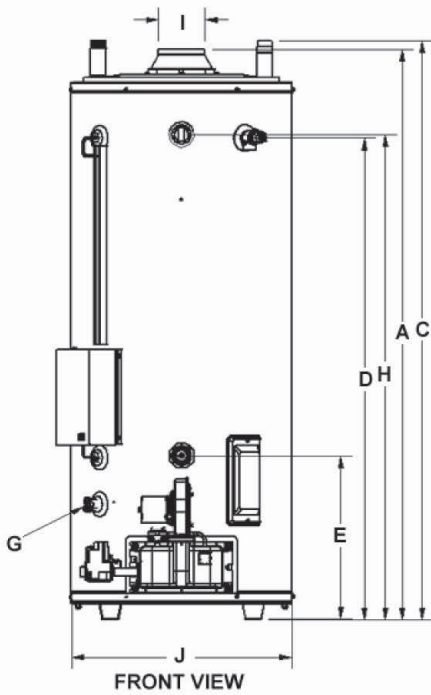
CLASSIFIED



Low Lead Content

\*For complete warranty information consult the written warranty of American Water Heaters found at [www.americanwaterheater.com](http://www.americanwaterheater.com), or call (800) 456-9805.

## ROUGH-IN DIMENSIONS



## ROUGH-IN DIMENSIONS

MODEL DIMENSION	BCL3-80T120-6NOX, 154, 180, 199		BCL3-100T199-6NOX, 250, 275		BCL3-86T310-6NOX, 366, 390	
	inches	cm	inches	cm	inches	cm
A	63 3/4	161.93	71 3/4	182.25	71 3/4	182.25
B	37	93.98	37	93.98	37	93.98
C	65	165.1	73	185.42	73	185.42
D	52 3/4	133.99	60 3/4	154.31	60 3/4	154.31
E	20 3/4	52.71	20 1/2	52.07	20 1/2	52.07
F	21	53.34	21	53.34	21	53.34
G	3/4 NPT		3/4 NPT		3/4 NPT	
H	53	134.62	61	154.94	61	154.94
I	6	15.24	6	15.24	6	15.24
J	27 3/4	70.49	27 3/4	70.49	27 3/4	70.49
K	1 1/2 NPT		1 1/2 NPT		1 1/2 NPT	
L	1 1/2 NPT		1 1/2 NPT		1 1/2 NPT	
APPROXIMATE SHIPPING WEIGHT	BCL3-80T120-6NOX, 154, 180, 198		BCL3-100T199-6NOX, 250, 275		BCL3-86T310-6NOX, 366, 390	
	lbs.	kg.	lbs.	kg.	lbs.	kg.
STANDARD	605	274	665	302	740	336
ASME	N/A	N/A	715	324	790	358

Dimensions and specifications subject to change without notice in accordance with our policy of continuous product improvement.  
 All models rated at 80% thermal efficiency  
 Models available for sale in California only





# Heavy Duty Ultra-Low NOx Commercial Gas Tank-Type Water Heaters

## RECOVERY CAPACITIES, BASED ON 80% EFFICIENCY

MODEL	INPUT KBTUH	U.S. GAL.	LITERS	EFF. %	U. S. GALLONS / HR. AND LITERS / HR. AT TEMPERATURE RISE INDICATED																
					Deg. F	36	40	50	54	60	70	72	80	90	100	108	110	120	126	130	140
					Deg. C	20	22	28	30	33	39	40	44	50	56	60	61	67	70	72	78
BCL3-80T120-6NOX	120,000	81		80	GPH	320	288	230	213	192	165	160	144	128	115	107	105	96	91	89	82
			307		LPH	1212	1091	872	808	727	623	606	545	485	436	404	397	364	346	336	312
BCL3-80T154-6NOX	154,000	81		80	GPH	411	370	296	274	246	211	205	185	164	148	137	134	123	117	114	106
			307		LPH	1555	1399	1120	1037	933	800	777	700	622	560	518	509	466	444	431	400
BCL3-80T180-6NOX	180,000	81		80	GPH	480	432	346	320	288	247	240	216	192	173	160	157	144	137	133	123
			307		LPH	1818	1636	1309	1212	1091	935	909	818	727	654	606	595	545	519	503	467
BCL3-80T199-6NOX	199,000	81		80	GPH	531	478	382	354	319	273	265	239	212	191	177	174	159	152	147	137
			307		LPH	2009	1808	1447	1340	1206	1033	1005	904	804	723	670	658	603	574	556	517
BCL3-100T199-6NOX	199,000	100		80	GPH	531	478	382	354	319	273	265	239	212	191	177	174	159	152	147	137
			378		LPH	2009	1808	1447	1340	1206	1033	1005	904	804	723	670	658	603	574	556	517
(A)BCL3-100T250-6NOX	250,000	100		80	GPH	667	600	480	445	400	343	333	300	267	240	222	218	200	191	185	171
			378		LPH	2524	2272	1818	1683	1515	1298	1262	1136	1010	909	841	826	757	721	699	649
(A)BCL3-100T275-6NOX	275,000	100		80	GPH	734	660	528	489	440	377	367	330	293	264	245	240	220	210	203	189
			378		LPH	2777	2499	1999	1851	1666	1428	1388	1250	1111	1000	926	909	833	793	769	714
(A)BCL3-86T310-6NOX	310,000	86		80	GPH	827	744	595	551	496	425	413	372	331	298	276	271	248	236	229	213
			325		LPH	3130	2817	2254	2087	1878	1610	1565	1409	1252	1127	1043	1024	939	894	867	805
(A)BCL3-86T366-6NOX	366,000	86		80	GPH	976	879	703	651	586	502	488	439	391	352	325	320	293	279	270	251
			325		LPH	3696	3326	2661	2464	2217	1901	1848	1663	1478	1330	1232	1209	1109	1056	1023	950
(A)BCL3-86T390-6NOX	390,000	86		80	GPH	1040	936	749	694	624	535	520	468	416	375	347	340	312	297	288	268
			325		LPH	3938	3544	2835	2625	2363	2025	1969	1772	1575	1418	1313	1289	1181	1125	1091	1013

\* Models 250, 275, 310, 366 and 390 available in optional ASME construction. Add "A" to beginning of model number for ASME i.e. ABCL3-86T390-6NOX.

## GAS AND ELECTRICAL CHARACTERISTICS

MODEL	GAS TYPE	GAS SUPPLY PRESSURE		VOLTS / HZ	AMPERES
		MINIMUM	MAXIMUM		
120 THRU 275	Natural	3.5" W.C. (0.87 kPa)	14" W.C. (3.48 kPa)	120 / 60	< 5
310 THRU 400	Natural	4.5" W.C. (1.12 kPa)	14" W.C. (3.48 kPa)	120 / 60	< 5

MODEL	CLEARANCE TO COMBUSTIBLES			
	"A" RIGHT SIDE	"B" LEFT SIDE	"C" BACK	"D" CEILING
ALL	0"	0"	0"	12"
	0 cm	0 cm	0 cm	30.5 cm

MODEL	WATER CONNECTIONS IN INCHES					
	INLET			OUTLET		
	TOP	FRONT	BACK	TOP	FRONT	BACK
ALL	1 1/2	1 1/2	1 1/2	1 1/2	1 1/2	1 1/2
	1 1/2	1 1/2	1 1/2	1 1/2	1 1/2	1 1/2



# Heavy Duty Ultra-Low NOx Commercial Gas Tank-Type Water Heaters

---

## Specification

Water Heater(s) shall be Model \_\_\_\_\_ as manufactured by AMERICAN, or equal. Water heater(s) shall be of glasslined design, and gas fired, equipped to burn natural gas and design certified by the Underwriter Laboratory under Volume III tests for commercial heaters for delivery of 180°F water, and meets the thermal efficiency and standby loss requirements of the U.S. Department of Energy and Current Edition of ASHRAE/IESNA 90.1. Heaters shall have an input rating of \_\_\_\_\_ and a recovery rating of \_\_\_\_\_ GPH at a temperature rise of 100°F with a storage capacity of \_\_\_\_\_ gallons. Heaters shall be equipped with 1 1/2" water inlet and outlet openings, a 2 3/4" x 3 3/4" boiler-type handhole cleanout and shall have a maximum working pressure of 160 psi. Water heater(s) shall be equipped with an integrated control system consisting of a 180°F adjustable thermostat with upper and lower sensing bulbs, which average the water temperatures at the top and bottom of the tank for maximum water temperature control. Heater(s) shall be provided with a manual reset gas shutoff device, anodes for cathodic protection and IID system. CSA Certified and ASME Rated T&P Relief Valve shall be furnished and installed by the factory. The heater shall be insulated with foam insulation or equal. The outer jacket shall have a baked enamel finish over a bonderized undercoating. All internal surfaces of the heater(s) exposed to water shall be glasslined with an alkaline borosilicate composition that has been fused-to-steel by firing at a temperature range of 1400° to 1600°F. Heater tank shall have a 3 year limited warranty against corrosion or sediment buildup as outlined in the written warranty. Fully illustrated instruction manual to be included.

---

## Distributed By:

**Order Entry and Sales**  
500 Princeton Road (FEDEX, UPS)  
Johnson City, TN 37601-2030  
P. O. Box 4808 (Mailing)  
Johnson City, TN 37602-4808  
(800) 937-1037  
FAX (800) 581-7224

**Warranty and Service**  
500 Princeton Road (FEDEX, UPS)  
Johnson City, TN 37601-2030  
P. O. Box 1597 (Mailing)  
Johnson City, TN 37601  
(800) 456-9805  
FAX (800) 999-5210