

Features

- Vitreous china.
- Above-counter.
- Round basin for a modern contemporary look.
- With overflow.
- No faucet holes; requires wall- or counter-mount faucet.
- 16-1/2" (419 mm) diameter



Codes/Standards






ASME A112.19.2/CSA B45.1

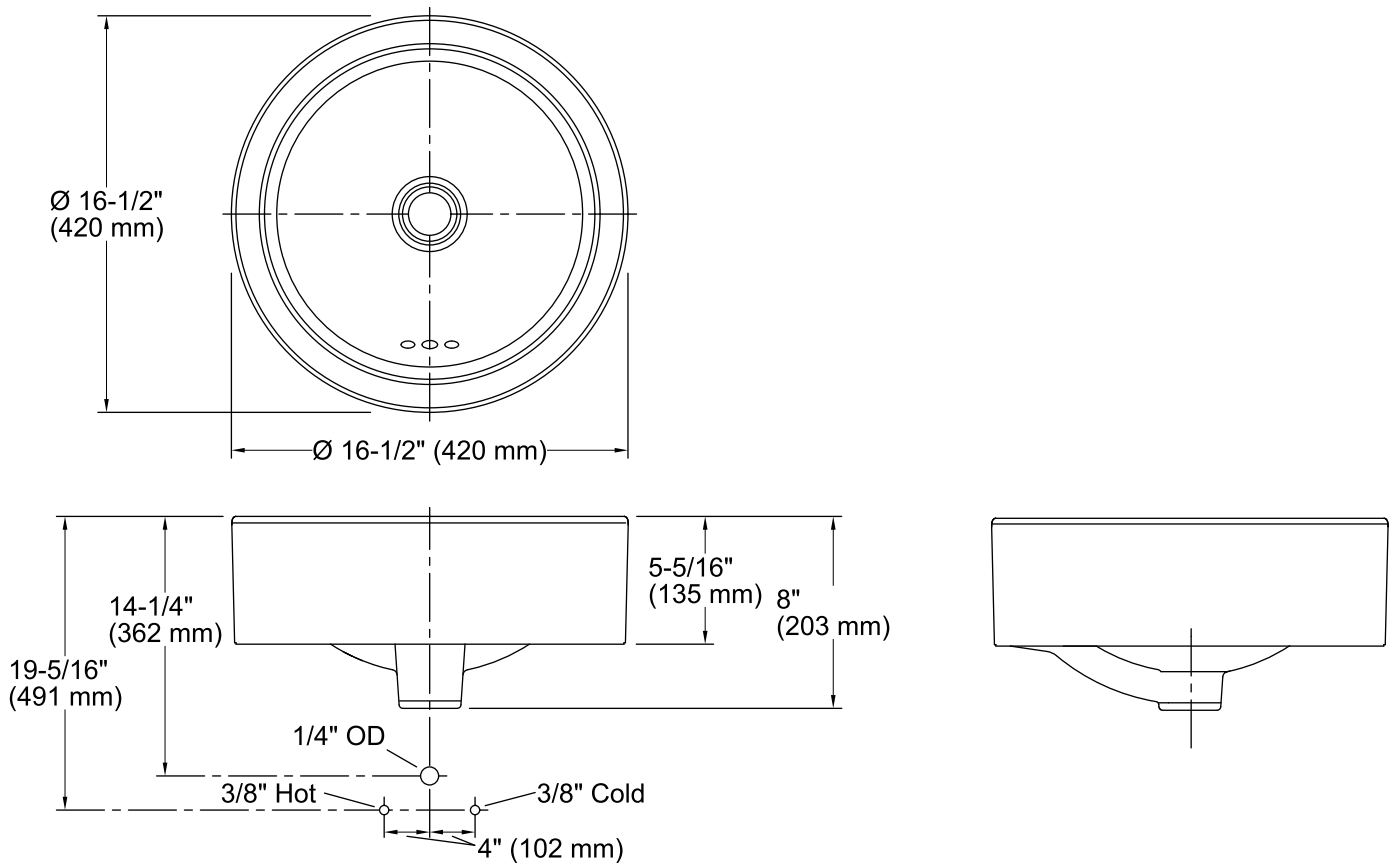
KOHLER® One-Year Limited Warranty

See website for detailed warranty information.

Available Color/Finishes

Color tiles intended for reference only.

Color	Code	Description
	0	White
	96	Biscuit
	47	Almond
	95	Ice™ Grey
	7	Black Black™



Technical Information

All product dimensions are nominal.

Bowl configuration:	Single
Installation:	Above-counter
Bowl area	Diameter: 15-1/2" (394 mm) Water depth: 5-3/4" (146 mm)
Drain hole:	1-3/4" (44 mm)
Template:	Above-counter, 1144643-7, required, included

Notes

Install this product according to the installation instructions.

Choose a faucet that will provide adequate clearance and will direct the water stream to the center of the bathroom sink.

Spout must be mounted high enough to clear 5-5/16" (135 mm) rim height and provide a 1" (25 mm) min air gap per ASME A112.1.2.

NOTICE: Countertop manufacturer or cutter must use the cut-out template provided with the product, or a current one provided by Kohler Co. (call 1-800-4KOHLER). Kohler Co. is not responsible for cutout errors when incorrect cut-out template is used.

Product rests on a countertop. Consider height of product when designing installation.